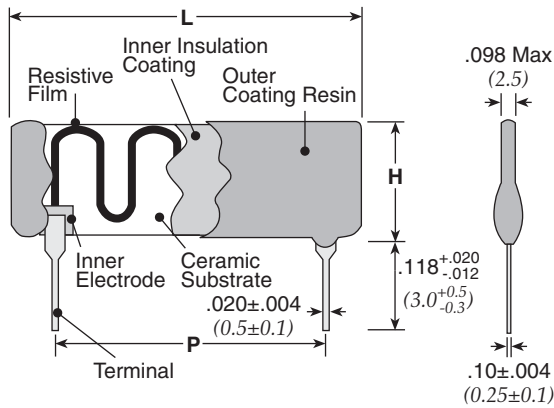


features

- High resistance resistors for high voltage circuits
- Thin SIP shape
- The flame retardant coats corresponding to UL94V-0 are used
- Thick film resistors (RuO₂) ensure high stabilities in life and change in aging
- Products with lead-free terminations meet EU RoHS requirements. EU RoHS regulation is not intended for Pb-glass contained in electrode, resistor element and glass.

dimensions and construction



Type	Max. Working Voltage Symbol	Dimensions inches (mm)			
		L (Max.)	H (Max.)	P	
4L	Nil	.500 (12.7)	.200 (5.08)	.4±.008 (10.16±0.2)	
5L	Nil	.602 (15.3)		.5±.008 (12.7±0.2)	
6L	Nil	.701 (17.8)		.6±.008 (15.24±0.2)	
3C	Nil or 4	.425 (10.8)	.256 (6.5)	.3±.008 (7.62±0.2)	
4C	5	.524 (13.3)		.4±.008 (10.16±0.2)	
5C	Nil or 6	.622 (15.8)		.5±.008 (12.7±0.2)	
6C	7	.724 (18.4)		.6±.008 (15.24±0.2)	
7C	Nil or 8	.823 (20.9)		.7±.008 (17.78±0.2)	
8C	Nil or 9	.925 (23.5)		.8±.008 (20.32±0.2)	
9C	Nil	1.02 (26.0)		.9±.008 (22.86±0.2)	
11X	Nil	1.22 (31.0)		.394 (10.0)	1.1±.008 (27.94±0.2)
18X	Nil	1.93 (48.9)			1.8±.008 (45.72±0.2)
18D	Nil	1.93 (48.9)	.520 (13.2)	1.8±.008 (45.72±0.2)	

ordering information

RK92	-	3C	4	D	1004	F	50
Type	Dash	Style	Max. Working Voltage Symbol	Termination Surface Material	Nominal Resistance	Resistance Tolerance	T.C.R. (X10 ⁻⁶ /K)
RK92 (Standard)		4L 5L 6L 3C 5C 7C 8C 9C 11X 18X	Nil	D: SnAgCu L: Sn/Pb	F: 4 digits G, J, K, M: 3 digits	F: ±1% G: ±2% J: ±5% K: ±10% M: ±20%	Nil
RK92 (Precision)		18D	Nil	D: SnAgCu	D, F: 4 digits	D: ±0.5% F: ±1%	100
		18D	Nil				100
		3C	4 (kV)				50
		4C	5 (kV)				
		5C	6 (kV)				
		6C	7 (kV)				
	7C	8 (kV)					
	8C	9 (kV)					

Specifications given herein may be changed at any time without prior notice. Please confirm technical specifications before you order and/or use.

4/09/21

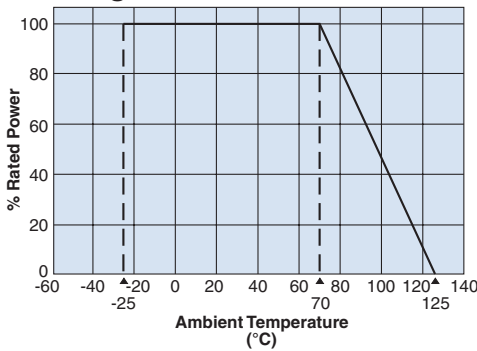
applications and ratings

Part Designation	Max. Working Voltage Symbol	Power Rating	Resistance Range (Ω) E-12 • 2x10 ⁿ • 3x10 ⁿ • 4x10 ⁿ • 5x10 ⁿ						T.C.R. (ppm/°C) Max.	Maximum Working Voltage	Rated Ambient Temp.	Operating Temp. Range
			D: $\pm 0.5\%$	F: $\pm 1\%$	G: $\pm 2\%$	J: $\pm 5\%$	K: $\pm 10\%$	M: $\pm 20\%$				
4L	Nil	0.5W	—	2M - 10M	2M - 10M	—	—	—	±300	1kV	+70°C	-40°C to +125°C
5L	Nil	0.5W	—	1M - 500M	1M - 500M	1M - 1G	1M - 1G	1M - 1G		10kV		
6L	Nil	0.6W	—	1M - 500M	1M - 500M	1M - 1G	1M - 1G	1M - 1G		10kV		
3C	Nil	0.5W	—	1M - 500M	1M - 500M	1M - 1G	1M - 1G	1M - 1G		7kV		
5C	Nil	0.75W	—	1M - 500M	1M - 500M	1M - 1G	1M - 1G	1M - 1G		10kV		
7C	Nil	0.85W	—	1M - 500M	1M - 500M	1M - 1G	1M - 1G	1M - 1G				
8C	Nil	1.0W	—	1M - 500M	1M - 500M	1M - 1G	1M - 1G	1M - 1G				
9C	Nil	1.1W	—	1M - 500M	1M - 500M	1M - 1G	1M - 1G	1M - 1G				
11X	Nil	1.7W	—	1M - 500M	1M - 500M	1M - 1G	1M - 1G	1M - 1G		15kV		
18X	Nil	2.7W	—	1M - 500M	1M - 500M	1M - 1G	1M - 1G	1M - 1G				
18D	Nil	4W	1M - 100M	1M - 500M	1M - 500M	1M - 1G	1M - 1G	1M - 1G	±100	±50	4kV	
3C	4	0.5W	1M - 100M	1M - 100M	—	—	—	—	5kV			
4C	5	0.6W	1M - 100M	1M - 100M	—	—	—	—	6kV			
5C	6	0.75W	1M - 150M	1M - 150M	—	—	—	—	7kV			
6C	7	0.8W	1M - 150M	1M - 150M	—	—	—	—	8kV			
7C	8	0.85W	1M - 200M	1M - 200M	—	—	—	—	9kV			
8C	9	1W	1M - 200M	1M - 200M	—	—	—	—				

Rated voltage = $\sqrt{\text{Power Rating} \times \text{Resistance Value}}$ or Max. working voltage, whichever is lower
Please contact factory for other values that are not listed above.

environmental applications

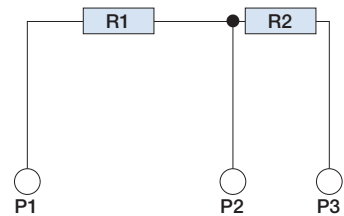
Derating Curve



For resistors operated at an ambient temperature of 70°C or above, a power rating shall be derated in accordance with the above derating curve.

3 Terminal Product

Circuit Schematics



Performance Characteristics

Parameter	Requirement $\Delta R \pm(\% + 0.05\Omega)$		Test Method
	Limit	Typical	
Resistance	Within specified tolerance	—	25°C
T.C.R.	Within specified tolerance	—	+25°C/+125°C
Resistance to Solder Heat	1%	0.5%	260°C $\pm 5^\circ\text{C}$, 10 seconds ± 1 second
Rapid Change of Temperature	1%	0.5%	-40°C (30 minutes)/ +125°C (30 minutes) 5 cycles
Moisture Resistance	5%	3%	40°C $\pm 2^\circ\text{C}$, 90 - 95% RH, 1000 hours
Endurance @ 70°C	5%	3%	Room temperature 1000 hours, Rated voltage